



Gender Budgeting in the Canton of Basel-City

Leila Straumann
Office for gender equality, Department of Presidential Affairs
Canton of Basel-City
Switzerland

1st June 2015
FemCities Conference 2015 in Zagreb

1

1. Background

1. Political System in Switzerland:
National level (confederation), cantonal level, municipality
federalistic system
2. 7 departments in Basel
collegial system
3. Office for gender equality (OFGE)
Commission for gender equality
Department of presidential affairs and other departments

2

History and what we did in Basel

1. 1996: Swiss conference of gender equality delegates and union (public service)
«An den Frauen sparen»
What happens with gender issues and with women when the government has to save money?
2. Different political attempts and initiatives from parliament
3. Commission / OFGE / Bureau of Statistics in Basel-City
Gender-disaggregated expenditure incidence analysis for the Canton of Basel-City incl. unpaid work
2003: «Der kleine Unterschied in den Staatsfinanzen»
4. Indicators for the Educational Sector – a pilot
2009: «Gleichstellungs- und Finanzindikatoren in der Bildung»
5. Incidence analysis over the time / changes in a period of time
6. ...

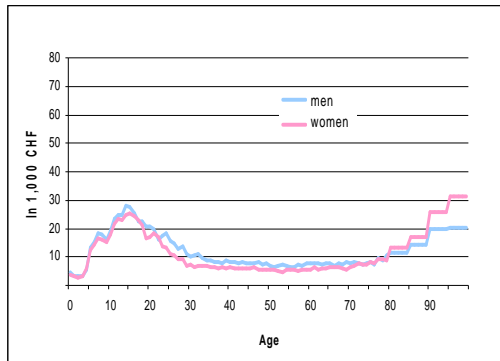
3

2.1 Incidence Analysis

- Who receives which state benefits?
Expenditure Analysis
- Incidence analysis = methodical analytical instrument for comparing the advantages and disadvantages issuing from a public institution
- Analysis of expenses = distribution of cantonal spending to beneficiaries based on statistics (no analysis of revenues)
- Only primary and direct recipients
children in nurseries or schools (not the parents)
people who enter into conflict with the law

4

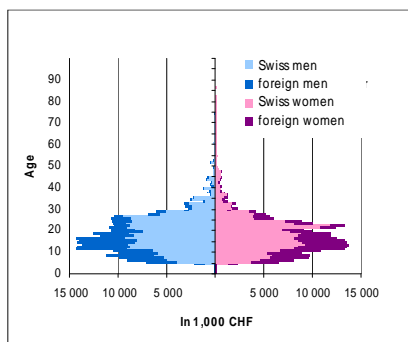
Per capita expenditure by the Canton of Basel-City by gender and age in 2000



Average expenditure for each inhabitant of the canton: i.e. the population structure has been taken into consideration.
 15% difference between women (CHF 9,290) and men (CHF 10,870)

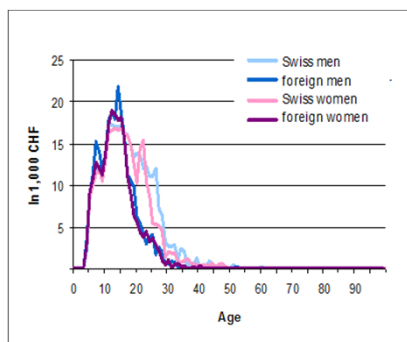
5

**Educational sector:
 Total expenditure by age, nationality and gender**



Spending is approx. 10% higher for men

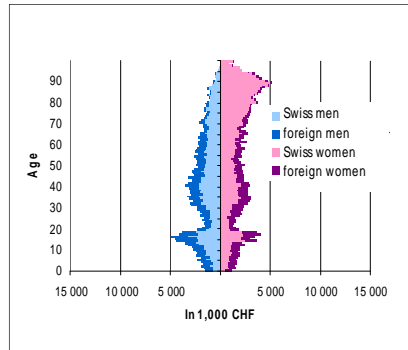
**Educational sector:
 Per capita expenditure by age, nationality and gender**



Beyond the age of 16, average expenditure for the foreign population declines faster than for the Swiss population with every year of age

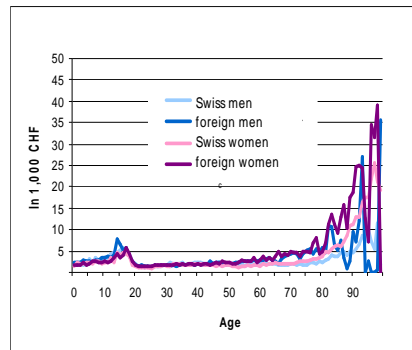
6

**“Social welfare” sector:
Total expenditure by age, nationality and gender**



Sub-sectors: Poor relief; retirement insurance; health insurance; supplementary retirement, survivors, and disability benefits; child/juvenile protection; other welfare

**“Social welfare” sector:
Per capita expenditure by age, nationality and gender**



Differences are greater by nationality than by gender

7

2.2 Spending by the Canton of Basel-Ciy and unpaid work

- More unpaid work is done than paid:
204.9 million hours of unpaid work
173.3 million hours of paid work
- Women work more than men
Women: **207.9 million hours** (paid and unpaid work)
Men: **169.9 million hours** (paid and unpaid work)

8

63.5	Mio. Std.	Preparing meals, setting the table, doing dishes
60.6	Mio. Std.	Processing industry, commerce, trade and construction sector
33.0	Mio. Std.	Care
31.8	Mio. Std.	Building trade, commerce, repair trade
12.4	Mio. Std.	Laundry, ironing
11.8	Mio. Std.	Public administration
18.5	Mio. Std.	Helping with homework and play
11.1	Mio. Std.	Teaching
164.0	Mio. Std.	House work (excluding Care)
173.3	Mio. Std.	Gainful employment

9

Quelle: SAKE 2000 mit eigenen Berechnungen

3. Indicators for Gender Equality in the Education Sector

Indicators as next step of Gender Budgeting

- Results of the distribution of expenditure?
- Effects on gender equality?

Why the education sector as a pilot?

- Politically relevant topic
- Quite well researched topic regarding gender equality

How did we do?

- Identification of the main goals
- Design of indicators based on data
- Statistical computation

10

Wirtschafts- und Sozialdepartement des Kantons Basel-Stadt
Statistisches Amt

Goal of the Project

Work out **indicators** which show the **development of gender equality in the Education Sector**


Gender-Budget: Gleichstellungs- und finanzrelevante Indikatoren in der Bildung

Bericht im Auftrag des Regierungsrates des Kantons Basel-Stadt

Herausgeber:
Statistisches Amt

Autor:
Andreas Pfister-Eberli

Februar 2008

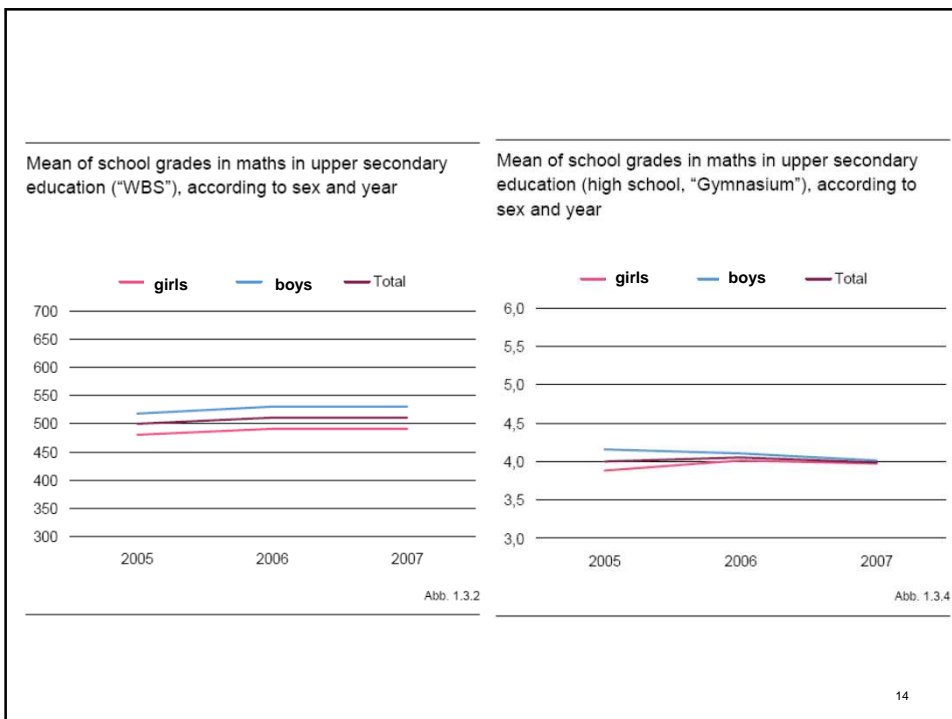
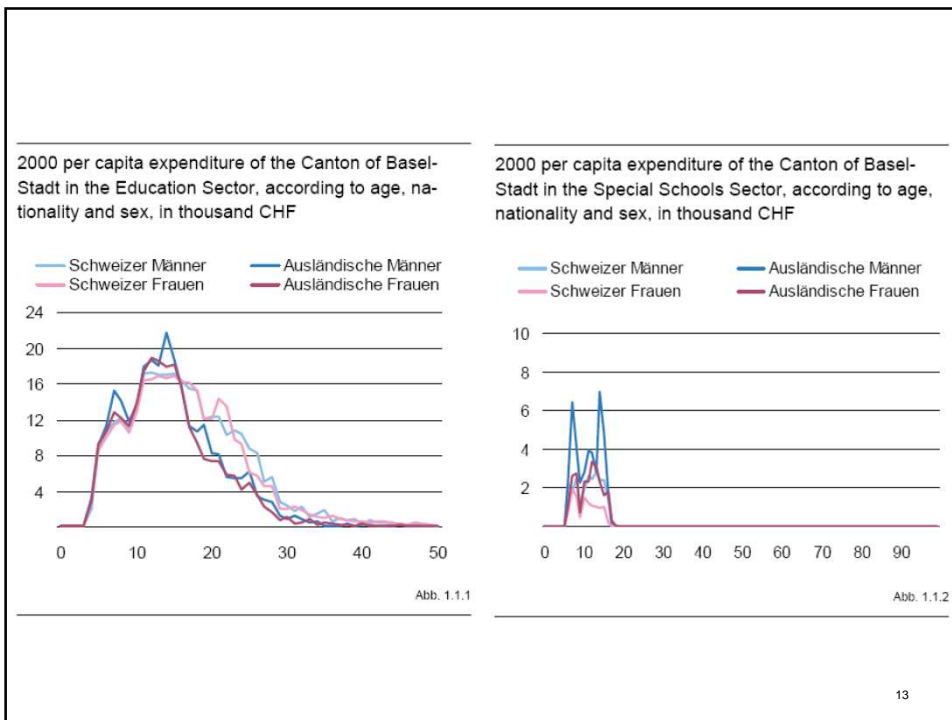


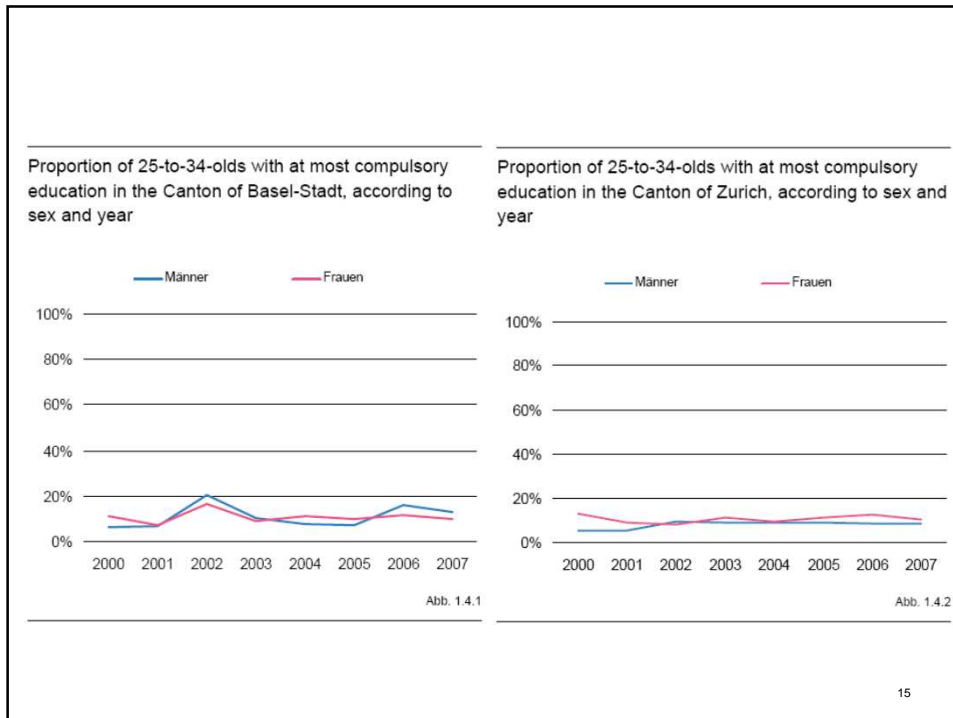
11

Three Main Goals

1. **Educational opportunities** are **equal** for all pupils on all performance levels.
2. The educational sector allows parents to **balance work and family**.
3. **Vocational opportunities** are **equal** for women and men working in the educational sector.

12





4. Where do we stand today?

- Update Incidence Analysis in 2012
Comparing the changes in a period: 2000 - 2007
- No further functional sector was analysed with goals and indicators
- No update of the indicators in the educational sector was made
- Some political demands will come up in the future
- We are in the middle of a period where government has to cut down expenditures
- Incidence analysis or gender indicators were not used for bringing the decisions

5. Why are these instruments not in use?

Incidence Analysis

- Very academic
- Difficult to apply / to use
- Difficult to understand the method
- Results are not easy – you have to go into the matter
- No proper base for political decisions or for political requests
- You need a stable accounting system. We had reforms
- Showing the changes over a time period: not possible / to difficult.
- Cost-intensive method
- We are in the middle of a period where government has to cut down expenditures – but the instruments were not used for bringing the decisions

17

What could be helpful?

Making the effects of governmental saving periods visible on gender equality and the situation of woman

- Every cost-cutting measure needs to analyse the effects on gender equality and on the situation of women
 - Effects on employment
 - Effects on the beneficiaries
 - Effects on unpaid work
- Public administration and politicians need to take these effects into account when they decide!

18

Thank you for your attention

Further information: www.gleichstellung.bs.ch

Publications downloads:

<http://www.gleichstellung.bs.ch/menus/flyup-publikationen.html>